



NINTENDO
NETWORK

Welcome to

Animal Crossing™

New Leaf



NINTENDO 3DS™



The Official Seal is your assurance that this product is licensed or manufactured by Nintendo. Always look for this seal when buying video game systems, accessories, games and related products.

FOR MORE INFORMATION, SEE THE BUILT-IN INSTRUCTION MANUAL

To view the built-in instruction manual, tap the button labeled "Manual" displayed on the HOME Menu.

NEED HELP PLAYING A GAME?

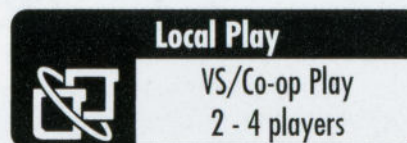
For game play assistance, we recommend using your favorite Internet search engine to find tips for the game you are playing. Some helpful words to include in the search, along with the game's title, are: "walk through," "FAQ," "codes," and "tips."

IMPORTANT LEGAL INFORMATION

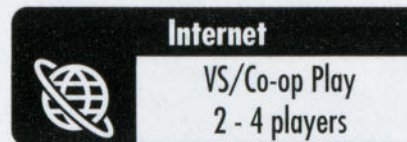
REV-E

This Nintendo game is not designed for use with any unauthorized device. Use of any such device will invalidate your Nintendo product warranty. Copying of any Nintendo game is illegal and is strictly prohibited by domestic and international intellectual property laws. "Back-up" or "archival" copies are not authorized and are not necessary to protect your software. Violators will be prosecuted.

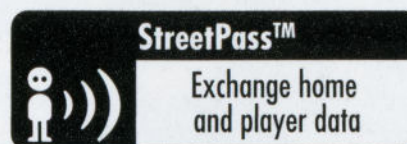
THIS GAME CARD WILL WORK ONLY WITH THE NINTENDO 3DS™ VIDEO GAME SYSTEM.



ALLOWS WIRELESS MULTIPLAYER GAMES WITH EACH NINTENDO 3DS SYSTEM CONTAINING A SEPARATE GAME CARD.




ALLOWS ONLINE PLAY THROUGH THE INTERNET.



ALLOWS AUTOMATIC SEARCH AND INFORMATION EXCHANGE WITH OTHER NINTENDO 3DS SYSTEMS.



ALLOWS INFORMATION EXCHANGE BETWEEN THE NINTENDO 3DS SYSTEM AND A WIRELESS HOTSPOT.



PLEASE CAREFULLY READ THE NINTENDO 3DS™ OPERATIONS MANUAL BEFORE USING YOUR SYSTEM, GAME CARD OR ACCESSORY. THIS MANUAL CONTAINS IMPORTANT HEALTH AND SAFETY INFORMATION. IMPORTANT SAFETY INFORMATION: READ THE FOLLOWING WARNINGS BEFORE YOU OR YOUR CHILD PLAY VIDEO GAMES.

! WARNING - 3D FEATURE ONLY FOR CHILDREN 7 AND OVER

Viewing of 3D images by children 6 and under may cause vision damage. Use the Parental Control feature to restrict the display of 3D images for children 6 and under. See the Parental Controls section in the Nintendo 3DS Operations Manual for more information.

! WARNING - SEIZURES

- Some people (about 1 in 4000) may have seizures or blackouts triggered by light flashes or patterns, and this may occur while they are watching TV or playing video games, even if they have never had a seizure before.
- Anyone who has had a seizure, loss of awareness, or other symptom linked to an epileptic condition should consult a doctor before playing a video game. Parents should watch their children play video games. Stop playing and consult a doctor if you or your child has any of the following symptoms:

Convulsions Eye or muscle twitching Loss of awareness Altered vision Involuntary movements Disorientation

To reduce the likelihood of a seizure when playing video games:

1. Sit or stand as far from the screen as possible.
2. Play video games on the smallest available television screen.
3. Do not play if you are tired or need sleep.
4. Play in a well-lit room.
5. Take a 10 to 15 minute break every hour.

! WARNING - EYESTRAIN AND MOTION SICKNESS

Playing video games can result in eyestrain after a sustained period of time, and perhaps sooner if using the 3D feature. Playing video games can also result in motion sickness in some players. Follow these instructions to help avoid eyestrain, dizziness, or nausea:

- Avoid excessive play. It is recommended that parents monitor their children for appropriate play.
- Take a 10 to 15 minute break every hour, or every half hour when using the 3D feature, even if you don't think you need it. Each person is different, so take more frequent and longer breaks if you feel discomfort.
- If your eyes become tired or sore while playing, or if you feel dizzy or nauseated, stop and rest for several hours before playing again.
- If you continue to have any of the above symptoms, stop playing and see a doctor.

! WARNING - REPETITIVE MOTION INJURIES

Playing video games can make your muscles, joints, or skin hurt. Follow these instructions to avoid problems such as tendinitis, carpal tunnel syndrome or skin irritation:

Avoid excessive play. Parents should monitor their children for appropriate play.

- Take a 10 to 15 minute break every hour, even if you don't think you need it.
- When using the stylus, you do not need to grip it tightly or press it hard against the screen. Doing so may cause fatigue or discomfort.
- If your hands, wrists, or arms become tired or sore while playing, or if you feel symptoms such as tingling, numbness, burning or stiffness, stop and rest for several hours before playing again.
- If you continue to have any of the above symptoms or other discomfort during or after play, stop playing and see a doctor.

WARRANTY & SERVICE INFORMATION

You may need only simple instructions to correct a problem with your product. Try our website at support.nintendo.com or call our Consumer Assistance Hotline at 1-800-255-3700, rather than going to your retailer. Hours of operation are 6 a.m. to 7 p.m., Pacific Time, Monday - Sunday (times subject to change). If the problem cannot be solved with the troubleshooting information available online or over the telephone, you will be offered express factory service through Nintendo. Please do not send any products to Nintendo without contacting us first.

HARDWARE WARRANTY • Nintendo of America Inc. ("Nintendo") warrants to the original purchaser that the hardware product shall be free from defects in material and workmanship for twelve (12) months from the date of purchase. If a defect covered by this warranty occurs during this warranty period, Nintendo will repair or replace the defective hardware product or component, free of charge.* The original purchaser is entitled to this warranty only if the date of purchase is registered at point of sale or the consumer can demonstrate, to Nintendo's satisfaction, that the product was purchased within the last 12 months.

GAME & ACCESSORY WARRANTY • Nintendo warrants to the original purchaser that the product (games and accessories) shall be free from defects in material and workmanship for a period of three (3) months from the date of purchase. If a defect covered by this warranty occurs during this three (3) month warranty period, Nintendo will repair or replace the defective product, free of charge.*

SERVICE AFTER EXPIRATION OF WARRANTY • Please try our website at support.nintendo.com or call the Consumer Assistance Hotline at 1-800-255-3700 for troubleshooting information and repair or replacement options and pricing.*

*In some instances, it may be necessary for you to ship the complete product, FREIGHT PREPAID AND INSURED FOR LOSS OR DAMAGE, to Nintendo. Please do not send any products to Nintendo without contacting us first.

WARRANTY LIMITATIONS • THIS WARRANTY SHALL NOT APPLY IF THIS PRODUCT: (a) IS USED WITH PRODUCTS NOT SOLD OR LICENSED BY NINTENDO (INCLUDING, BUT NOT LIMITED TO, NON-LICENSED GAME ENHANCEMENT AND COPIER DEVICES, ADAPTERS, SOFTWARE, AND POWER SUPPLIES); (b) IS USED FOR COMMERCIAL PURPOSES (INCLUDING RENTAL); (c) IS MODIFIED OR TAMPERED WITH; (d) IS DAMAGED BY NEGLIGENCE, ACCIDENT, UNREASONABLE USE, OR BY OTHER CAUSES UNRELATED TO DEFECTIVE MATERIALS OR WORKMANSHIP; OR (e) HAS HAD THE SERIAL NUMBER ALTERED, DEFACED OR REMOVED.

ANY APPLICABLE IMPLIED WARRANTIES, INCLUDING **WARRANTIES OF MERCHANTABILITY** AND FITNESS FOR A PARTICULAR PURPOSE, ARE HEREBY LIMITED IN DURATION TO THE WARRANTY PERIODS DESCRIBED ABOVE (12 MONTHS OR 3 MONTHS, AS APPLICABLE). IN NO EVENT SHALL NINTENDO BE LIABLE FOR CONSEQUENTIAL OR INCIDENTAL DAMAGES RESULTING FROM THE BREACH OF ANY IMPLIED OR EXPRESS WARRANTIES. SOME STATES DO NOT ALLOW LIMITATIONS ON HOW LONG AN IMPLIED WARRANTY LASTS OR EXCLUSION OF CONSEQUENTIAL OR INCIDENTAL DAMAGES, SO THE ABOVE LIMITATIONS MAY NOT APPLY TO YOU.

This warranty gives you specific legal rights. You may also have other rights which vary from state to state or province to province.

Nintendo's address is: Nintendo of America Inc., P.O. Box 957, Redmond, WA 98073-0957 U.S.A.

This warranty is only valid in the United States and Canada.

NEED HELP WITH INSTALLATION, MAINTENANCE OR SERVICE?

Nintendo Customer Service

SUPPORT.NINTENDO.COM

or call **1-800-255-3700**

BASIC CONTROLS

L + R Take a photo

*Photos can be viewed in the Nintendo 3DS Camera application.

○ Walk

Run **○** + **B** or **L** or **R**

+ Pull out/Change tool

Put tool away **+**



X Open your pockets

Close your pockets **X** or **B**

Actions

A Chat/Use tool/
Read board/Shake tree/
Enter house/Use furniture/Etc.

Y Pick up item/
Pick flowers/Fill in a hole/Etc.

START Save

Menu Controls

○ Select options

B Cancel

A Confirm

COMMUNICATION PLAY

USE THE STATION TO TRAVEL TO AND FROM OTHER TOWNS



Visit other players' towns, or have others visit yours, over local wireless or the Internet.

*Up to 4 people can play together at one time.

*Each player must have his or her own Nintendo 3DS system and a copy of Animal Crossing: New Leaf.



PLAY TOGETHER ON THE ISLAND

Get a ride from Kapp'n at the dock to visit a tropical island. Once you become a Club Tortimer member, you can play with other Club Tortimer members (may include people you don't know) from around the world over the Internet.

*The island will be unlocked once you've made progress in the game.




CHECK OUT HOMES IN THE HH SHOWCASE

At the Happy Home Showcase, you can adjust your StreetPass™ settings and see the homes of other players you've tagged via StreetPass. You can also periodically download special, official Nintendo homes via the SpotPass™ feature.

* You can have up to 48 model homes in the showcase at one time. Only a single home will be exchanged during each StreetPass tag. You can change your town's official home by speaking to Digby at the HH Showcase gate.

*The HH Showcase will be unlocked once you've made progress in the game.



UPLOAD DREAMS AT DREAM SUITE

At Dream Suite, you can use the Internet to upload a dream of your town for other players. You can also see the dreams other players have uploaded.

*In order for Dream Suite to be built, your Nintendo 3DS system must have connected to the Internet in the past.



DOWNLOAD PRESENTS

If SpotPass communications are turned on, your system will automatically connect to the Internet when access is available, enabling it to download special letters and items.



You can restrict Internet communication with other users by setting Parental Controls on the Nintendo 3DS system.

Wireless broadband Internet required for online features. For more info, go to support.nintendo.com.

For more information on Parental Controls, please read the Nintendo 3DS Operations Manual.

Nintendo®

Nintendo of America Inc.
P.O. Box 957
Redmond, WA 98073-0957 U.S.A.
www.nintendo.com

79824A



Product recycling information:
visit recycle.nintendo.com

PRINTED IN USA